



Regal Series Stock Pot Stoves

Item: _____
 Quantity: _____
 Project: _____
 Approval: _____
 Date: _____

Regal Series Stock Pot Stoves

Models:

- SP-1844 SP-1845



Standard Features:

- One-piece heavy cast reinforced top grate and rim roll
- Large capacity, removable drip pan
- High speed type burners
- Two (2) burner controls total 45,000 BTU/hr (15,000 inner ring, 30,000 outer ring)
- Standing pilot for instant lighting
- 3/4" gas regulator
- 6" (152mm) legs with adjustable feet
- Exterior finish - black enamel with stainless steel front

Optional Features:

- Stainless Steel Sides
 Double stove, side-by-side or front-to-back

Specification:

Shall be U.S. Range Stock Pot, Model _____ total BTU/Hour rating of 45,000 when used with natural/propane gas. Finish is to be stainless steel front and painted sides.



Model Number	Description	Total BTU Propane & Natural Gas
SP-1844	Stock Pot Stove With Pipe Legs	45,000
SP-1845	Stock Pot Stove With Cabinet Base	45,000

Garland Commercial Industries, LLC
 185 East South Street
 Freeland, PA 18224
 Phone: (570) 636-1000
 Fax: (570) 636-3903

Garland Commercial Ranges Ltd
 1177 Kamato Road,
 Mississauga, Ontario
 L4W 1X4 CANADA
 Phone: 905-624-0260
 Fax: 905-624-5669

Enodis UK LTD
 Swallowfield Way,
 Hayes, Middlesex
 UB3 1DQ ENGLAND
 Telephone: 081-561-0433
 Fax: 081-848-0041



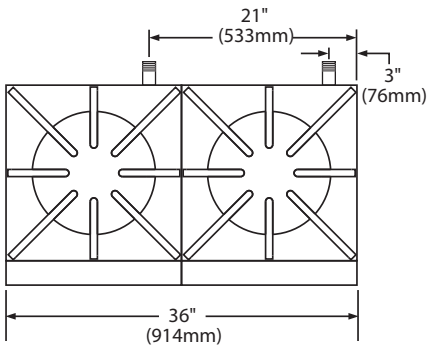
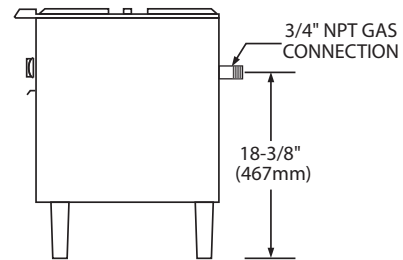
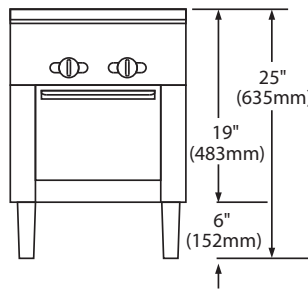
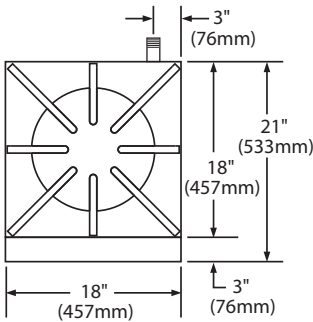
Specifications								
Model #	Dimensions: In. (mm)			No. of Burners	BTU Natural & Propane Gas			Gas Manifold
	Width	Depth	Height		Inner Ring	Outer Ring	Total	
SP-1844, SP-1845	18 (457)	21 (533)	25 (635)	2	15,000	30,000	45,000	3/4" IPS

Many local codes exist and it is the responsibility of the owner and installer to comply with those codes.

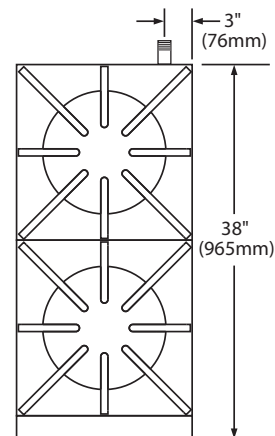
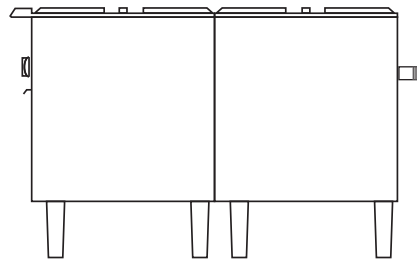

Garland/U.S. Range products are not approved or authorized for home or residential use, but are intended for commercial applications only. Garland / U.S. Range will not provide service, warranty, maintenance or support of any kind other than in commercial applications.

Manifold Operating Pressure All Models	
Natural Gas	Propane
5" WC (12.5 Mbar)	10" WC (25 Mbar)

Shipping Information		
Model #	Weight Lb/Kg	Cu Ft
SP-1844	80/36	9
SP-1845	110/50	9



ALSO AVAILABLE
FACTORY ASSEMBLED
AS TWIN BANKS;
SIDE-BY-SIDE & FRONT-TO-BACK



Form# SP (06/07)